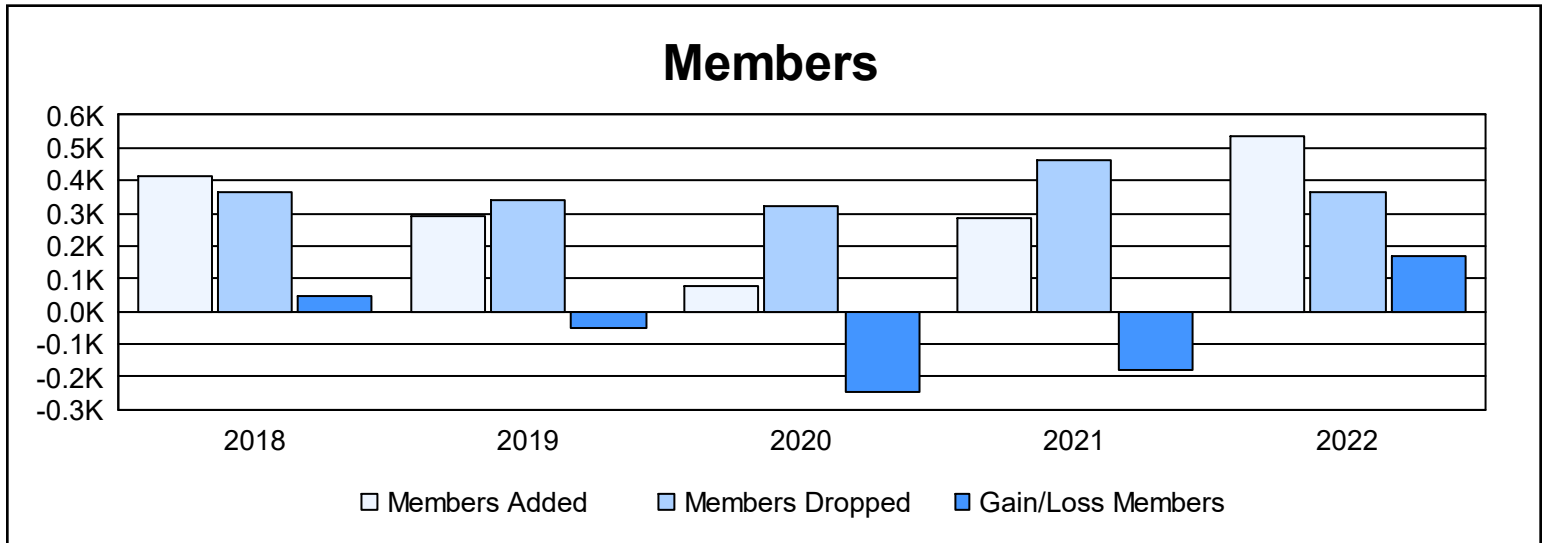
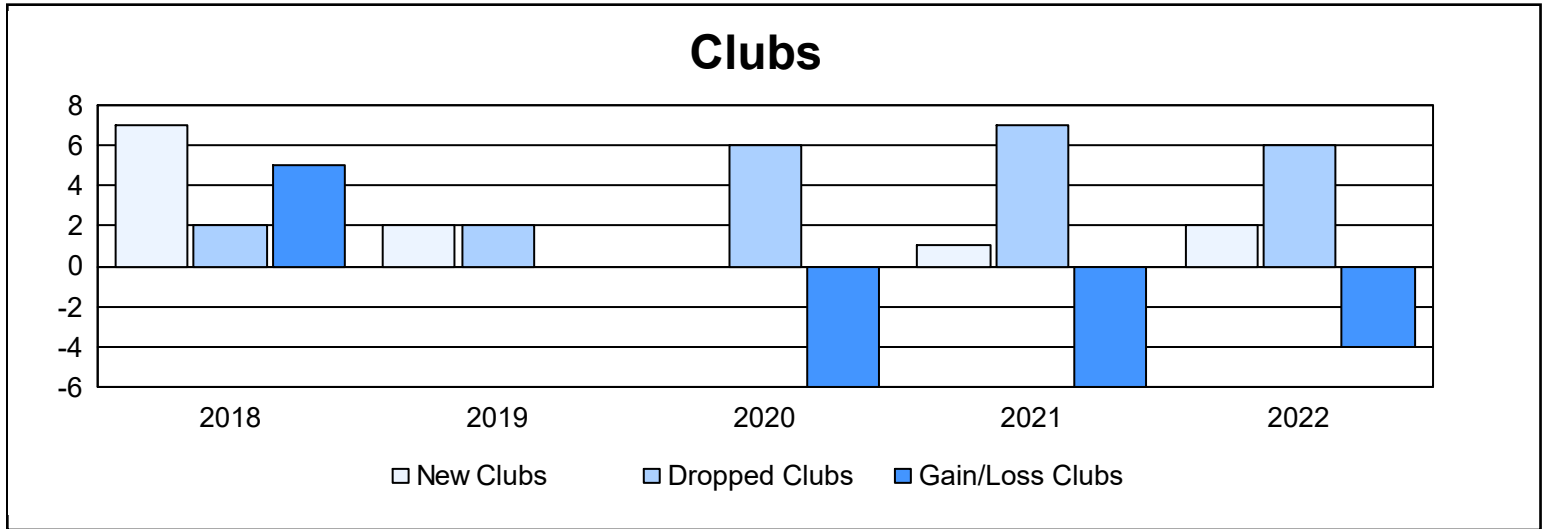
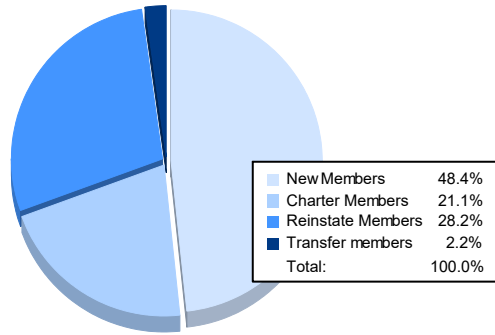


| Year | New Clubs | Dropped Clubs | Gain/ Loss Clubs | New Members | Charter Members | Reinstate Members | Transfer Members | Total Member Added | Total Members Dropped | Gain/ Loss Members |
|----------------|-----------|---------------|------------------|-------------|-----------------|-------------------|------------------|--------------------|-----------------------|--------------------|
| 2017-2018 | 7 | 2 | 5 | 229 | 156 | 23 | 3 | 411 | 367 | 44 |
| 2018-2019 | 2 | 2 | 0 | 193 | 50 | 42 | 6 | 291 | 340 | -49 |
| 2019-2020 | 0 | 6 | -6 | 52 | 7 | 9 | 8 | 76 | 320 | -244 |
| 2020-2021 | 1 | 7 | -6 | 115 | 77 | 81 | 11 | 284 | 460 | -176 |
| 2021-2022 | 2 | 6 | -4 | 259 | 113 | 151 | 12 | 535 | 364 | 171 |
| Average | 2 | 5 | -2 | 170 | 81 | 61 | 8 | 319 | 370 | -51 |



Membership Composition June 2022 Cumulative



Gender Composition June 2022 Cumulative

